



**4D EVALUATION WEBSITE MAP WITH 16 QUESTIONS**  
**a Fair Governance Trajectory - Evaluation Subgroup prototype**  
**made in collaboration with FARO**

This is suggestion for a prototype of an evaluation website which can be set up to enable cultural project's evaluation using new metrics and values researched using Fluxonomy methodology by the study community FARO in collaboration with Reshape.

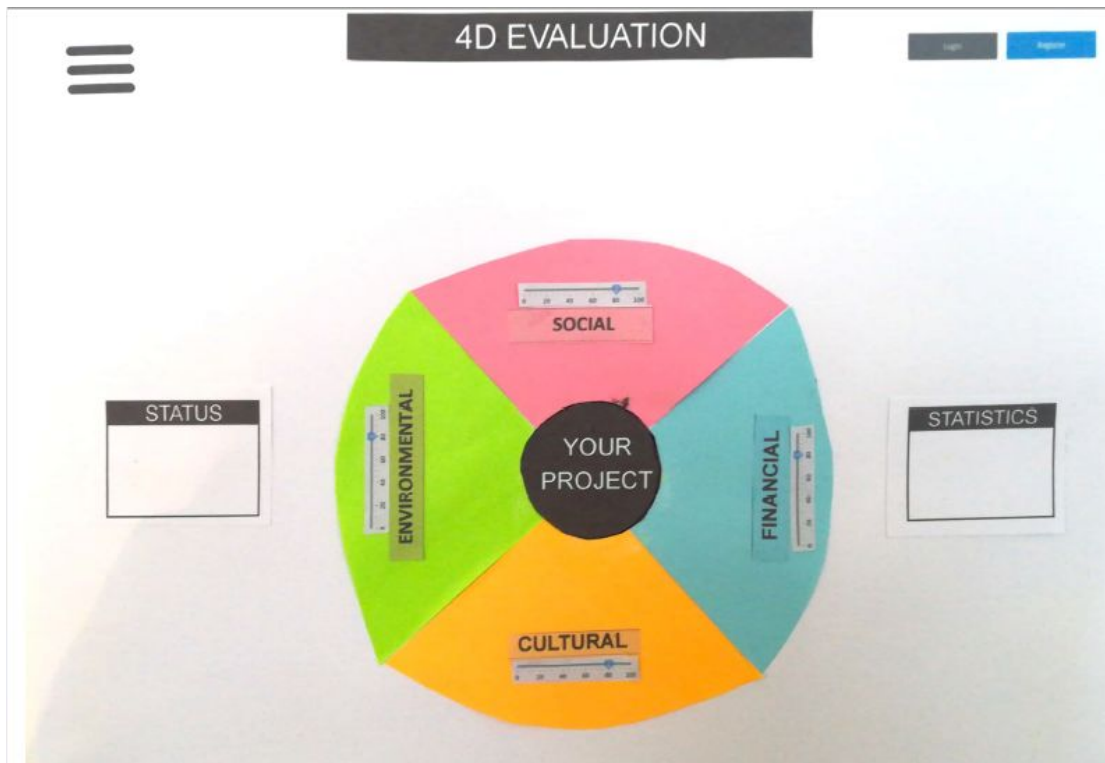
It was developed by the sub-group adapts a 16 questionnaire into an easy-to-navigate website where any cultural project or organisation can be evaluated by a number of project members and analysed, generating a final report with the Cultural, Social, Environmental and Financial aspects.

The picture above is of the 21 pages website map, with a home menu in the centre and 4 dimension menus around, each with 4 questions pages linked to them.

In the following pages we present each page with comments on how it would function on evaluation, analysis and completion status. They were hand made and illustrate the functions technically, which can be designed by professionals in the future.

The descriptions of the 4 Dimension enus and the 16 Questions pages are the same. All information taken for the questions pages are extracted from the following table:

<https://docs.google.com/spreadsheets/d/1nxmi3DxSru4G2sK8a2yhkNGOyTnLOW9S6erE-8CLVRc/edit#gid=296808657>



## HOME - INITIAL MENU

**Menu Bars** - leading to About, Credits, Help, Contact static pop-up texts or pages

**Register Button:** pop up form with Name, Email, Telephone, Organisation details, Password

**Log in:** pop-up with Email and Password. The button turns into Log out once logged in.

**Your project button:** pop-up menu with 2 options:

**Register a new project:** Your Project Short Name, acronym or kickname of the project or organisation, Short project description, Evaluator's emails (with check case for Evaluator and/or Analyst. The person registering becomes the project administrator.

**Choose a project:** choose a project of a pop-list of projects registered authorised for your email. This project short name appears in the center button and page ambience/appearance will move to the status of that project. If pressed, this button would show a 3rd additional option, as its first line:

**Project details:** pop-up with Name, Short project description, List of Evaluators  
And a 4th addition option:

**On Evaluating status: COMPLETE MY EVALUATION:** which will move the status to Analysing, showing the statistics

**On Analysing Status: COMPLETE ANALYSIS:** which will move the status to Completed

**On Completed Status: VIEW REPORT,** which will lead to a pop-up report which can be printed, contained all 4 analysis texts and perception levels

**Status window:** 3 possibilities Evaluating, Analysing, Completed.  
These three status will alter how all other pages are viewed

**Statistics window:** will display:

**On Evaluating status:** Number of uncomplete evaluations, Number of Completed evaluations, Total number of questions answered.

**On Analysing Status:** Number of Completed evaluations, Total number of questions answered, Number of uncomplete analysis, Number of completed analysis.

**On Completed Status:** Number of Completed evaluations, Total number of questions answered.

**4 dimensions buttons:** lead to each dimension menu page

**4 dimensions perception levels:** are updated automatically with the average level of all completed evaluations

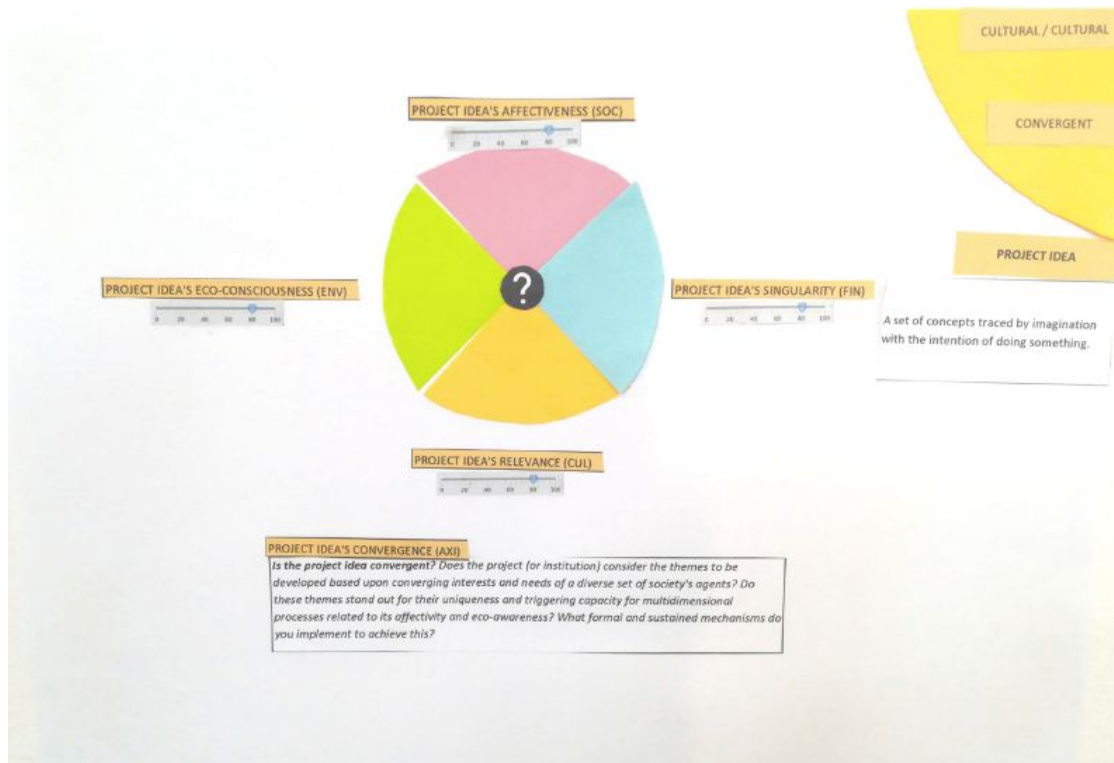


### **CULTURAL DIMENSION MENU:**

**4 dimensions buttons:** lead to each dimension menu page

**4 dimensions perception levels:** are updated automatically with the average level of all completed evaluations

**Help button:** pop up with two options: Video-explanation of the dimension, written explanation of the dimension



## PROJECT IDEA QUESTION PAGE:

**Help button:** pop up with two options: Video-explanation of the dimension, written explanation of the dimension

### 4 dimensions perception levels:

**On Evaluating status:** can be changed anytime by the user

**On Analysing Status:** will show the current perception average

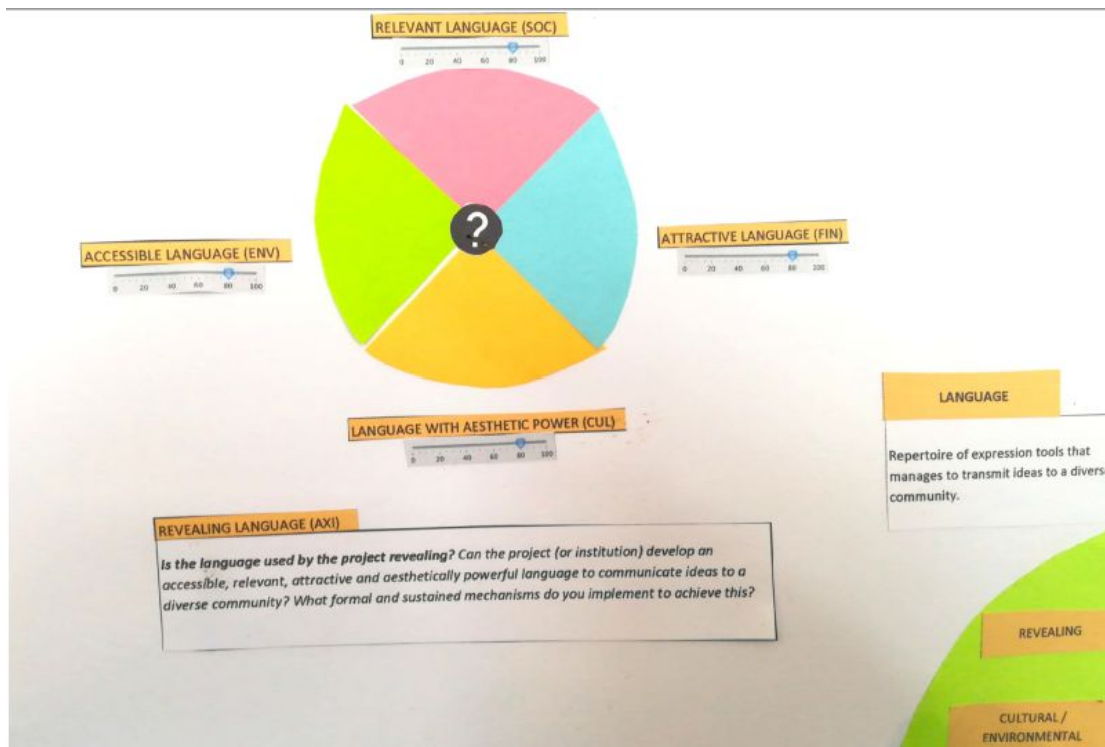
**On Completed Status:** will show the final perception average.

### Question box:

**On Evaluating status:** Pop-up form for answering the question (up to 3000 characters)

**On Analysing Status:** Pop-up window with all answers so far (for evaluators only). If the user is also Analyst, a form on the top with the Analysis text to be written and changed simultaneously by all analysts.

**On Completed Status:** Pop-up window with the final analysis text followed by all answers.



## LANGUAGE QUESTION PAGE:

**Help button:** pop up with two options: Video-explanation of the dimension, written explanation of the dimension

### 4 dimensions perception levels:

**On Evaluating status:** can be changed anytime by the user

**On Analysing Status:** will show the current perception average

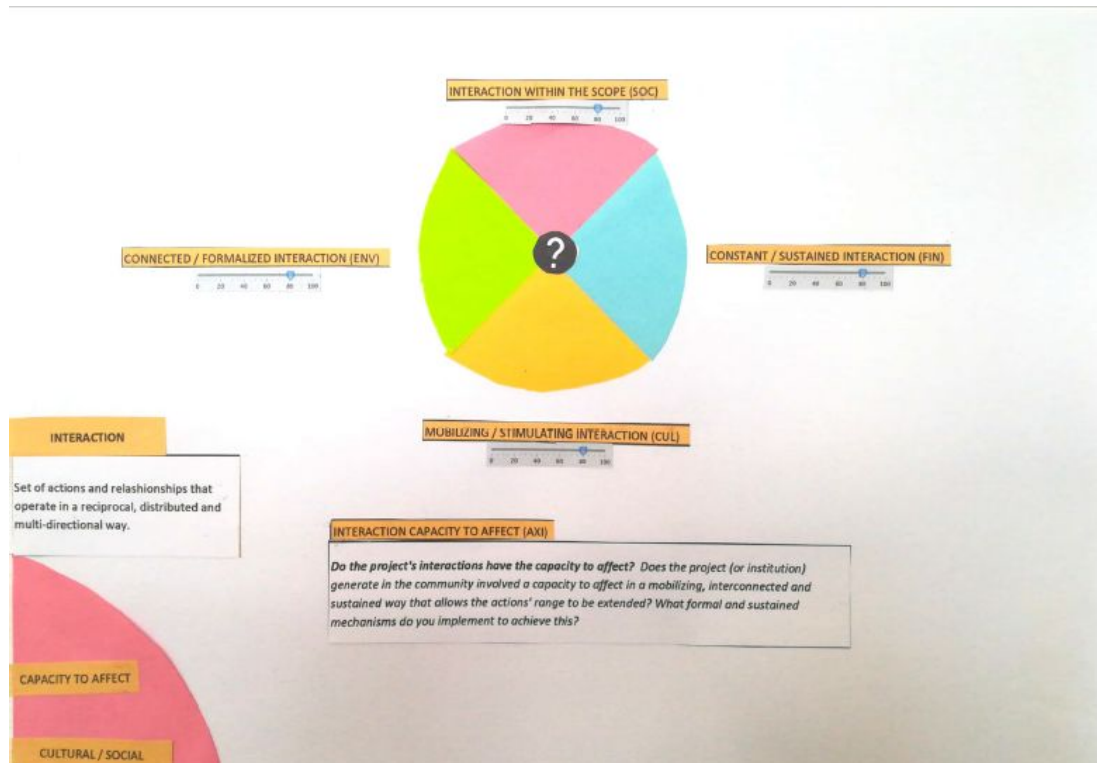
**On Completed Status:** will show the final perception average.

### Question box:

**On Evaluating status:** Pop-up form for answering the question (up to 3000 characters)

**On Analysing Status:** Pop-up window with all answers so far (for evaluators only). If the user is also Analyst, a form on the top with the Analysis text to be written and changed simultaneously by all analysts.

**On Completed Status:** Pop-up window with the final analysis text followed by all answers.



## INTERACTION QUESTION PAGE:

**Help button:** pop up with two options: Video-explanation of the dimension, written explanation of the dimension

### 4 dimensions perception levels:

**On Evaluating status:** can be changed anytime by the user

**On Analysing Status:** will show the current perception average

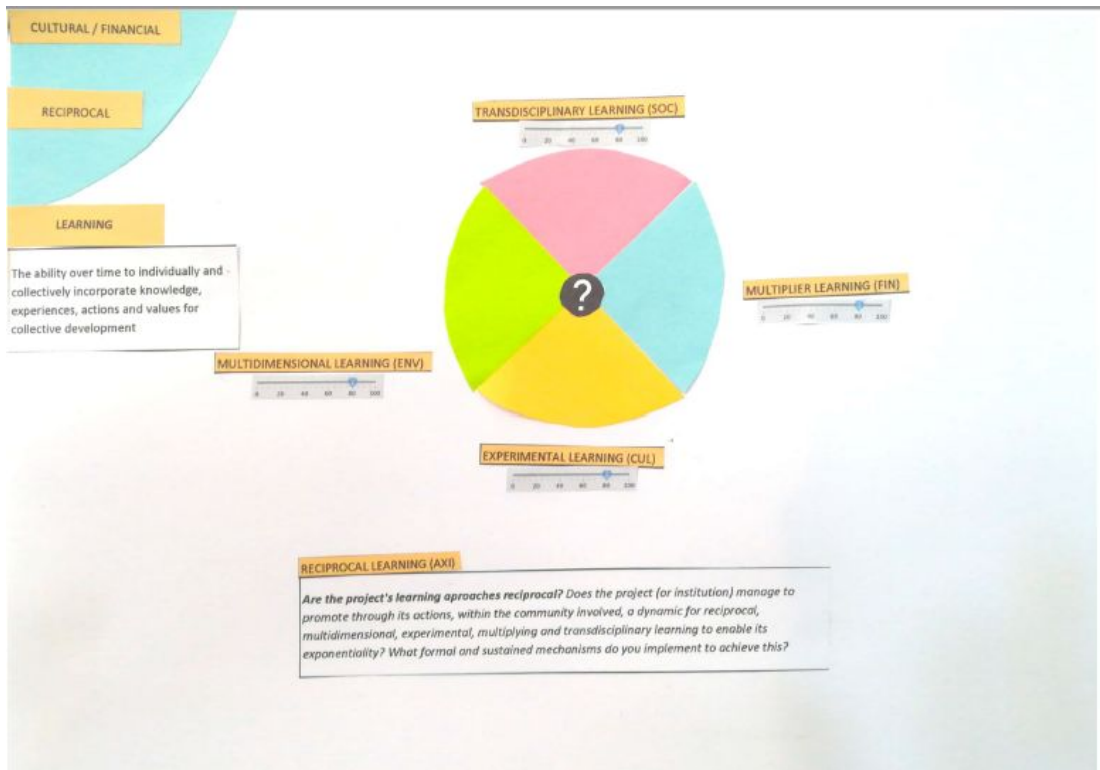
**On Completed Status:** will show the final perception average.

### Question box:

**On Evaluating status:** Pop-up form for answering the question (up to 3000 characters)

**On Analysing Status:** Pop-up window with all answers so far (for evaluators only). If the user is also Analyst, a form on the top with the Analysis text to be written and changed simultaneously by all analysts.

**On Completed Status:** Pop-up window with the final analysis text followed by all answers.



## LEARNING QUESTION PAGE:

**Help button:** pop up with two options: Video-explanation of the dimension, written explanation of the dimension

### 4 dimensions perception levels:

**On Evaluating status:** can be changed anytime by the user

**On Analysing Status:** will show the current perception average

**On Completed Status:** will show the final perception average.

### Question box:

**On Evaluating status:** Pop-up form for answering the question (up to 3000 characters)

**On Analysing Status:** Pop-up window with all answers so far (for evaluators only). If the user is also Analyst, a form on the top with the Analysis text to be written and changed simultaneously by all analysts.

**On Completed Status:** Pop-up window with the final analysis text followed by all answers.



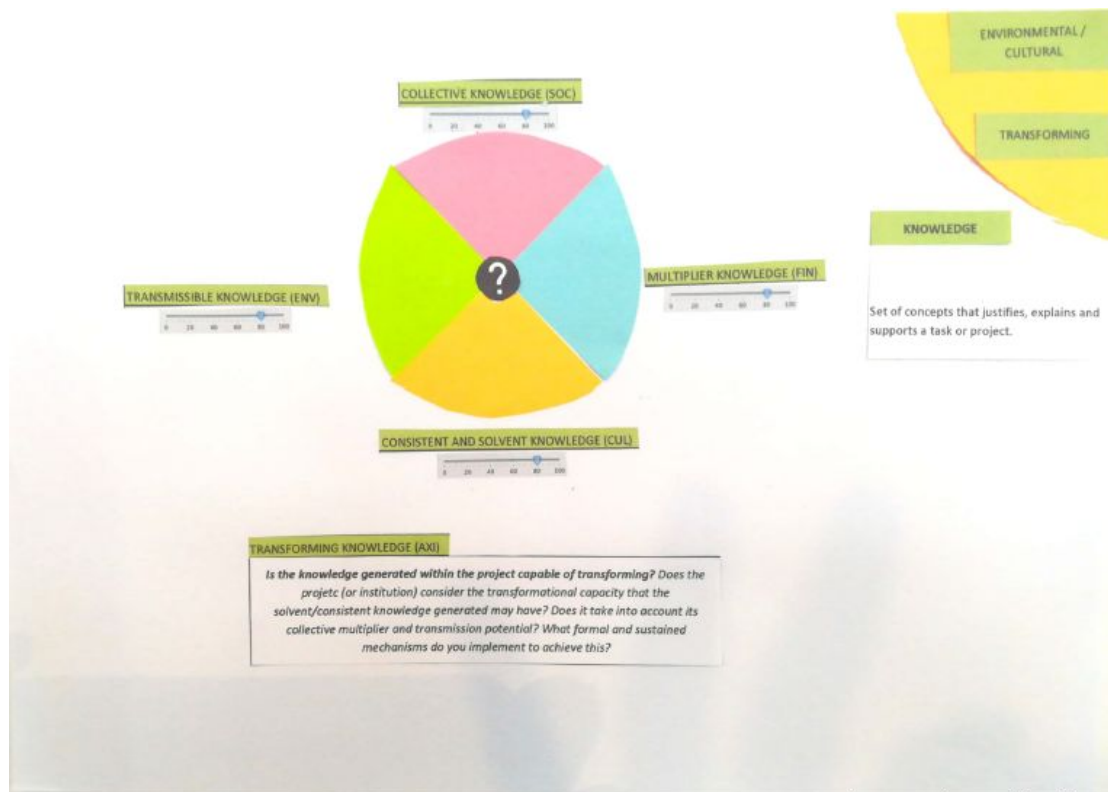


## ENVIRONMENT DIMENSION MENU:

**4 dimensions buttons:** lead to each dimension menu page

**4 dimensions perception levels:** are updated automatically with the average level of all completed evaluations

**Help button:** pop up with two options: Video-explanation of the dimension, written explanation of the dimension



## QUESTION PAGE:

**Help button:** pop up with two options: Video-explanation of the dimension, written explanation of the dimension

### 4 dimensions perception levels:

**On Evaluating status:** can be changed anytime by the user

**On Analysing Status:** will show the current perception average

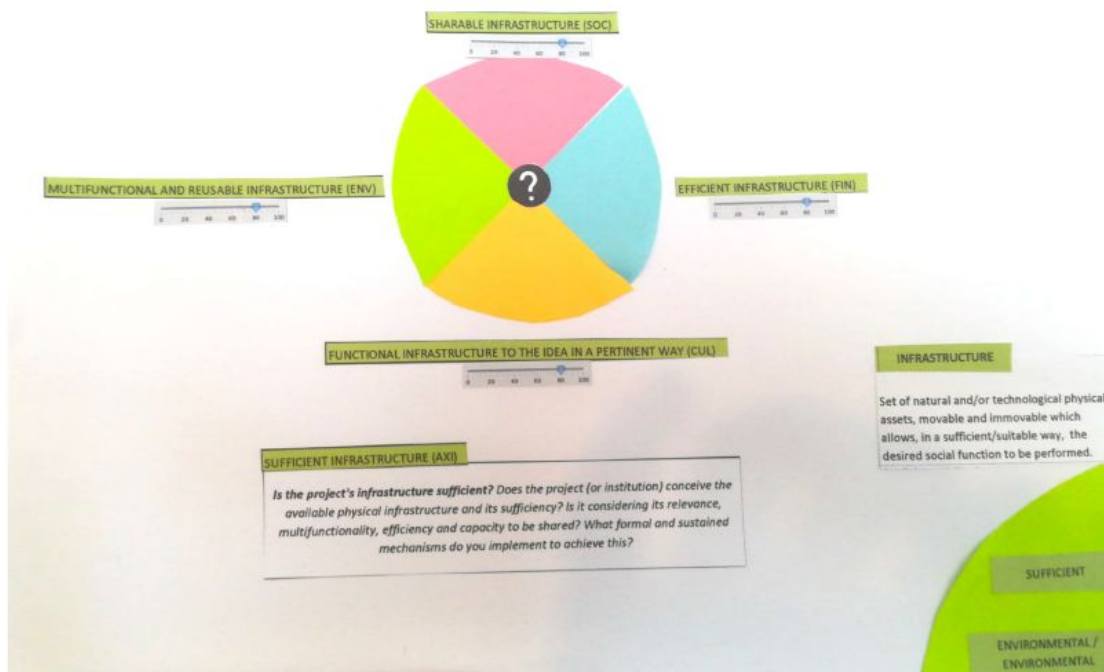
**On Completed Status:** will show the final perception average.

### Question box:

**On Evaluating status:** Pop-up form for answering the question (up to 3000 characters)

**On Analysing Status:** Pop-up window with all answers so far (for evaluators only). If the user is also Analyst, a form on the top with the Analysis text to be written and changed simultaneously by all analysts.

**On Completed Status:** Pop-up window with the final analysis text followed by all answers.



## INFRASTRUCTURE QUESTION PAGE:

**Help button:** pop up with two options: Video-explanation of the dimension, written explanation of the dimension

### 4 dimensions perception levels:

**On Evaluating status:** can be changed anytime by the user

**On Analysing Status:** will show the current perception average

**On Completed Status:** will show the final perception average.

### Question box:

**On Evaluating status:** Pop-up form for answering the question (up to 3000 characters)

**On Analysing Status:** Pop-up window with all answers so far (for evaluators only). If the user is also Analyst, a form on the top with the Analysis text to be written and changed simultaneously by all analysts.

**On Completed Status:** Pop-up window with the final analysis text followed by all answers.



## REGULATORY BODY QUESTION PAGE:

**Help button:** pop up with two options: Video-explanation of the dimension, written explanation of the dimension

### 4 dimensions perception levels:

**On Evaluating status:** can be changed anytime by the user

**On Analysing Status:** will show the current perception average

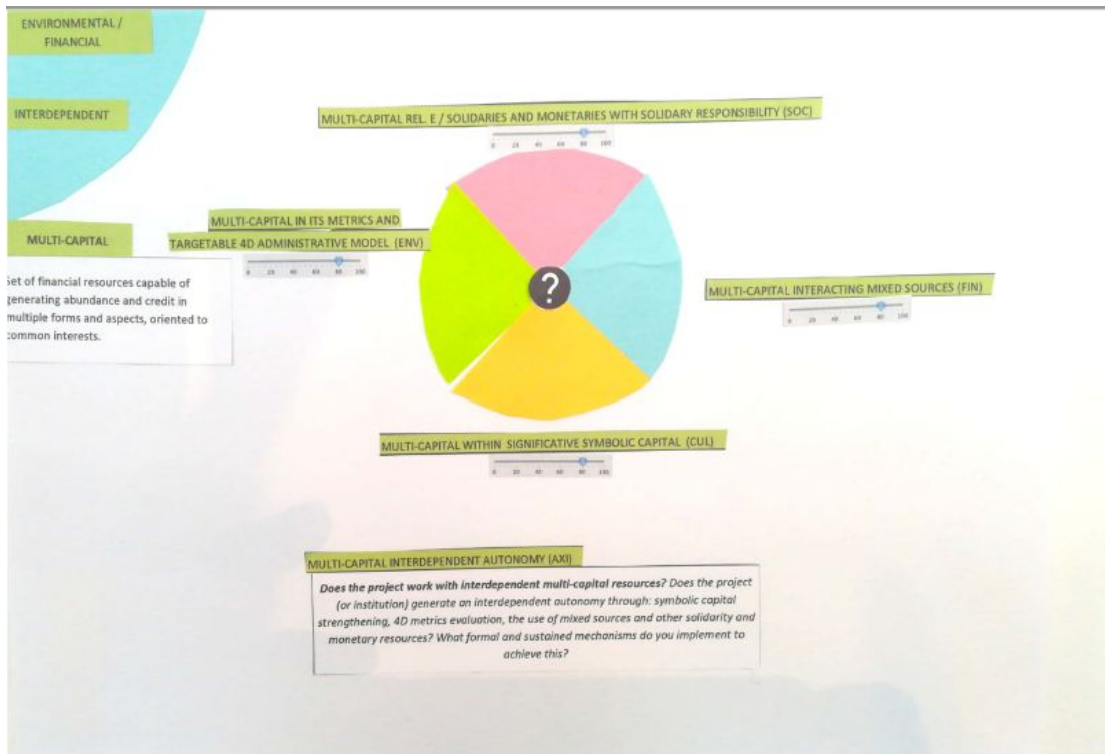
**On Completed Status:** will show the final perception average.

### Question box:

**On Evaluating status:** Pop-up form for answering the question (up to 3000 characters)

**On Analysing Status:** Pop-up window with all answers so far (for evaluators only). If the user is also Analyst, a form on the top with the Analysis text to be written and changed simultaneously by all analysts.

**On Completed Status:** Pop-up window with the final analysis text followed by all answers.



**MULTI-CAPITAL QUESTION PAGE:**

**Help button:** pop up with two options: Video-explanation of the dimension, written explanation of the dimension

**4 dimensions perception levels:**

**On Evaluating status:** can be changed anytime by the user

**On Analysing Status:** will show the current perception average

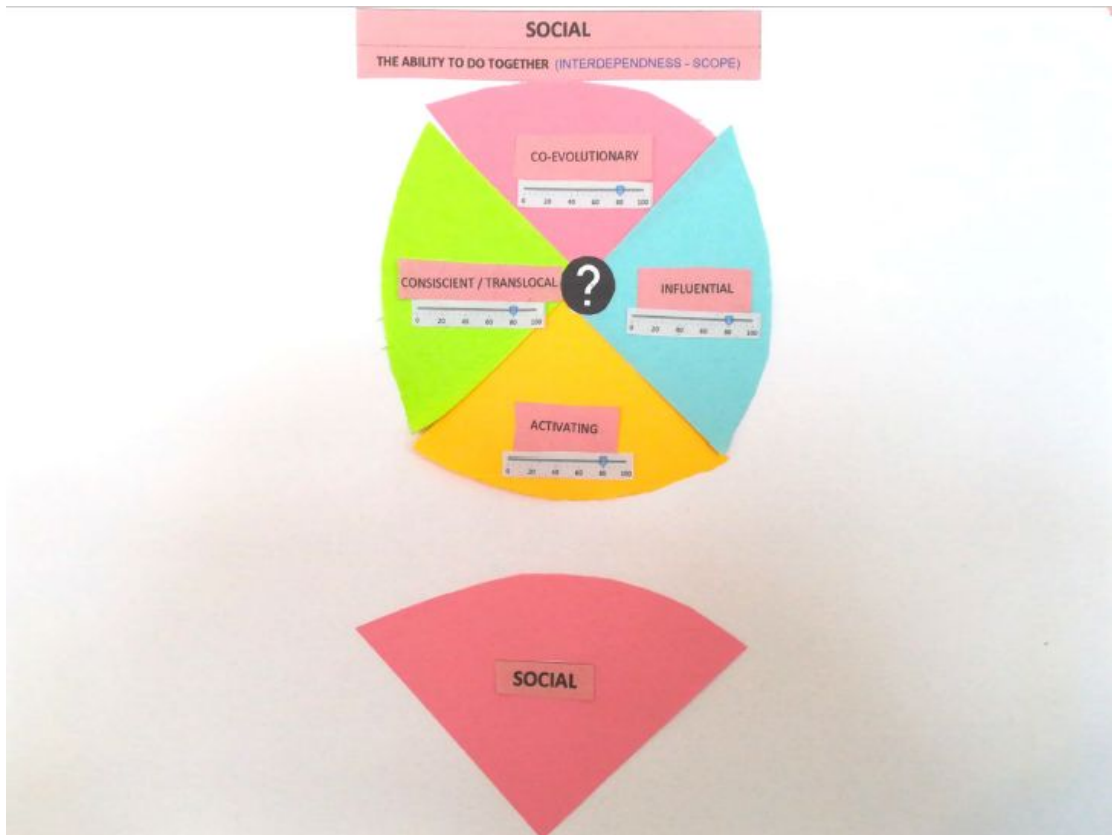
**On Completed Status:** will show the final perception average.

**Question box:**

**On Evaluating status:** Pop-up form for answering the question (up to 3000 characters)

**On Analysing Status:** Pop-up window with all answers so far (for evaluators only). If the user is also Analyst, a form on the top with the Analysis text to be written and changed simultaneously by all analysts.

**On Completed Status:** Pop-up window with the final analysis text followed by all answers.

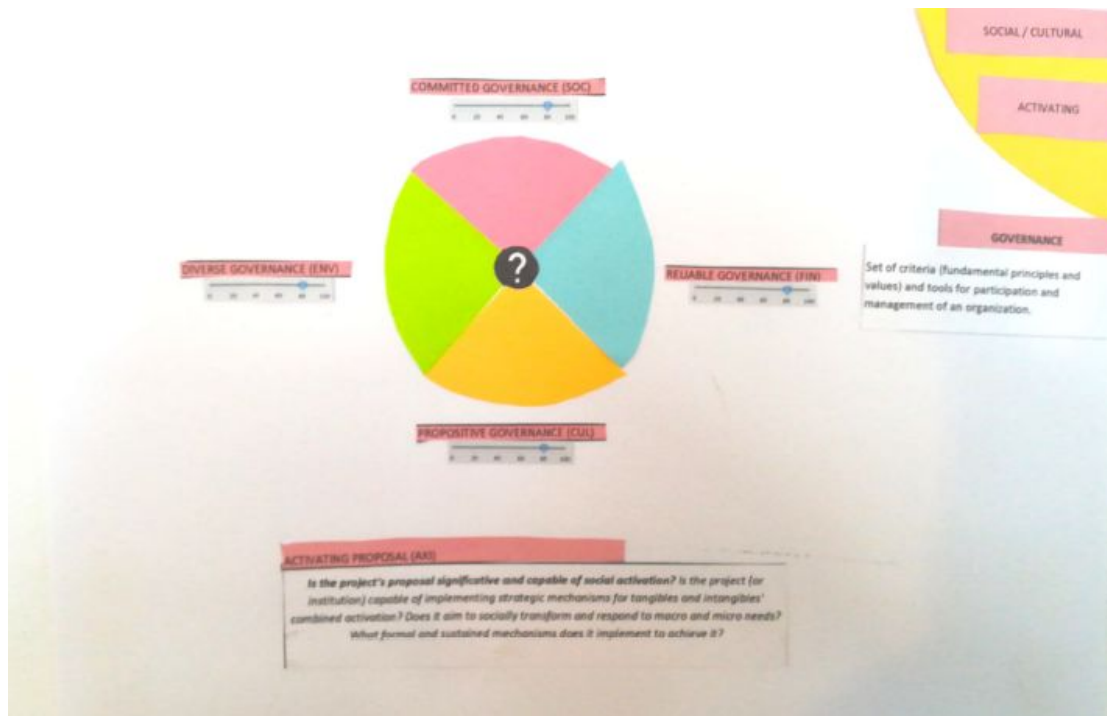


## SOCIAL DIMENSION MENU:

**4 dimensions buttons:** lead to each dimension menu page

**4 dimensions perception levels:** are updated automatically with the average level of all completed evaluations

**Help button:** pop up with two options: Video-explanation of the dimension, written explanation of the dimension



## GOVERNANCE QUESTION PAGE:

**Help button:** pop up with two options: Video-explanation of the dimension, written explanation of the dimension

### 4 dimensions perception levels:

**On Evaluating status:** can be changed anytime by the user

**On Analysing Status:** will show the current perception average


**On Completed Status:** will show the final perception average.

### Question box:

**On Evaluating status:** Pop-up form for answering the question (up to 3000 characters)

**On Analysing Status:** Pop-up window with all answers so far (for evaluators only). If the user is also Analyst, a form on the top with the Analysis text to be written and changed simultaneously by all analysts.

**On Completed Status:** Pop-up window with the final analysis text followed by all answers.



## ORGANISATION QUESTION PAGE:

**Help button:** pop up with two options: Video-explanation of the dimension, written explanation of the dimension

### 4 dimensions perception levels:

**On Evaluating status:** can be changed anytime by the user

**On Analysing Status:** will show the current perception average

**On Completed Status:** will show the final perception average.

### Question box:

**On Evaluating status:** Pop-up form for answering the question (up to 3000 characters)

**On Analysing Status:** Pop-up window with all answers so far (for evaluators only). If the user is also Analyst, a form on the top with the Analysis text to be written and changed simultaneously by all analysts.

**On Completed Status:** Pop-up window with the final analysis text followed by all answers.





## SIGNIFICATIVE PROPOSAL QUESTION PAGE:

**Help button:** pop up with two options: Video-explanation of the dimension, written explanation of the dimension

### 4 dimensions perception levels:

**On Evaluating status:** can be changed anytime by the user

**On Analysing Status:** will show the current perception average

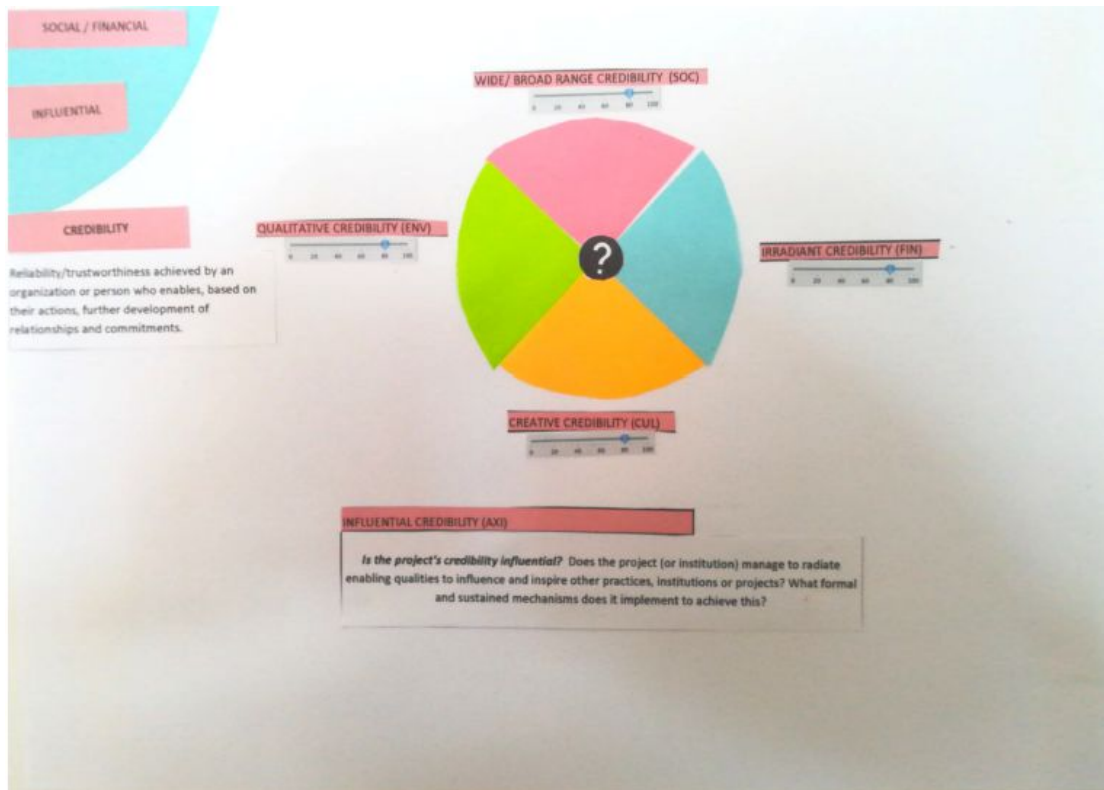
**On Completed Status:** will show the final perception average.

### Question box:

**On Evaluating status:** Pop-up form for answering the question (up to 3000 characters)

**On Analysing Status:** Pop-up window with all answers so far (for evaluators only). If the user is also Analyst, a form on the top with the Analysis text to be written and changed simultaneously by all analysts.

**On Completed Status:** Pop-up window with the final analysis text followed by all answers.



## CREDIBILITY QUESTION PAGE:

**Help button:** pop up with two options: Video-explanation of the dimension, written explanation of the dimension

### 4 dimensions perception levels:

**On Evaluating status:** can be changed anytime by the user

**On Analysing Status:** will show the current perception average

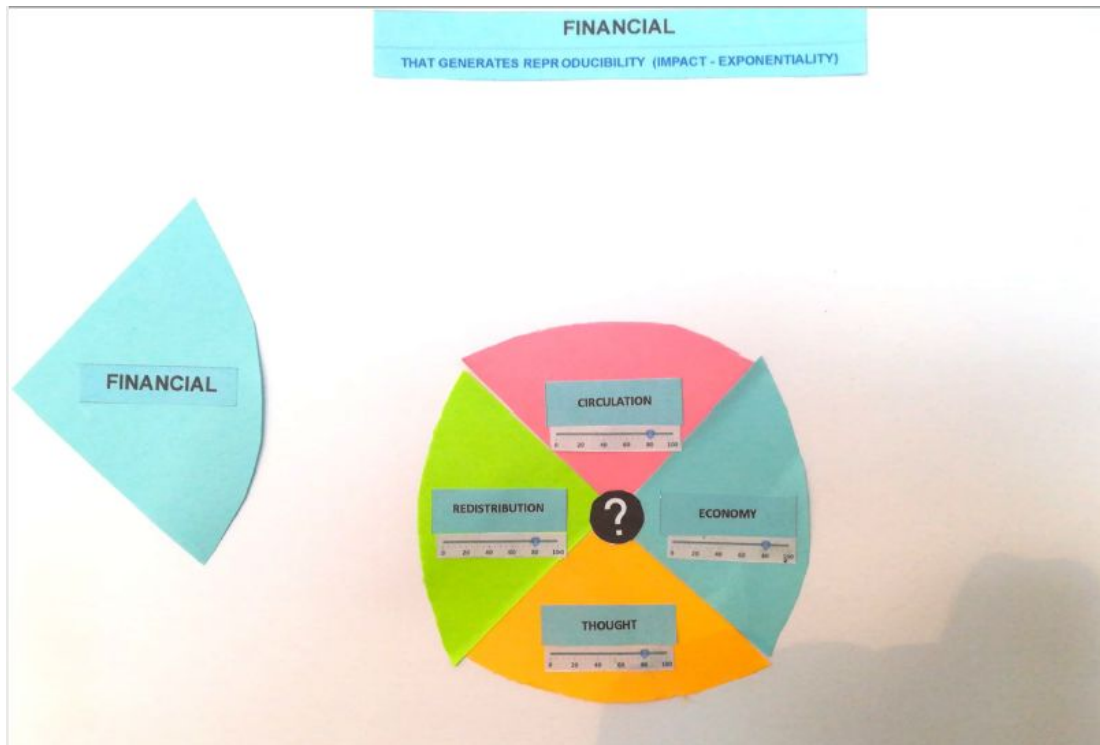
**On Completed Status:** will show the final perception average.

### Question box:

**On Evaluating status:** Pop-up form for answering the question (up to 3000 characters)

**On Analysing Status:** Pop-up window with all answers so far (for evaluators only). If the user is also Analyst, a form on the top with the Analysis text to be written and changed simultaneously by all analysts.

**On Completed Status:** Pop-up window with the final analysis text followed by all answers.

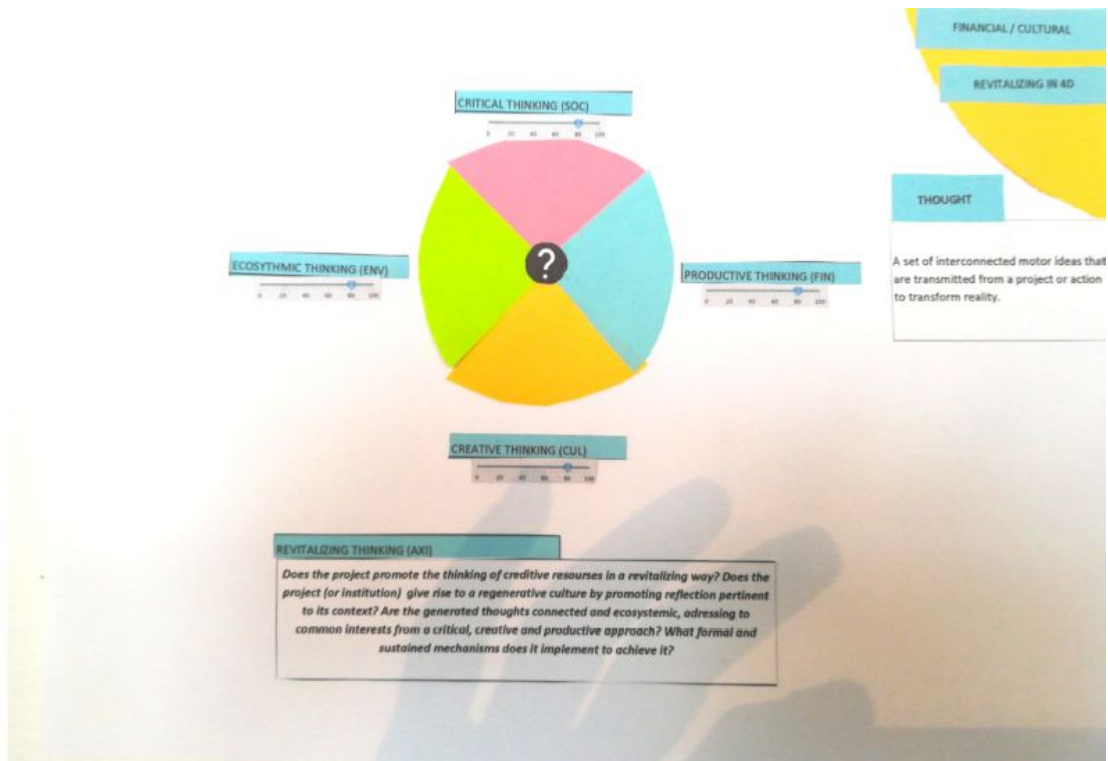


## SOCIAL DIMENSION MENU:

**4 dimensions buttons:** lead to each dimension menu page

**4 dimensions perception levels:** are updated automatically with the average level of all completed evaluations

**Help button:** pop up with two options: Video-explanation of the dimension, written explanation of the dimension



## THOUGHT QUESTION PAGE:

**Help button:** pop up with two options: Video-explanation of the dimension, written explanation of the dimension

### 4 dimensions perception levels:

**On Evaluating status:** can be changed anytime by the user

**On Analysing Status:** will show the current perception average

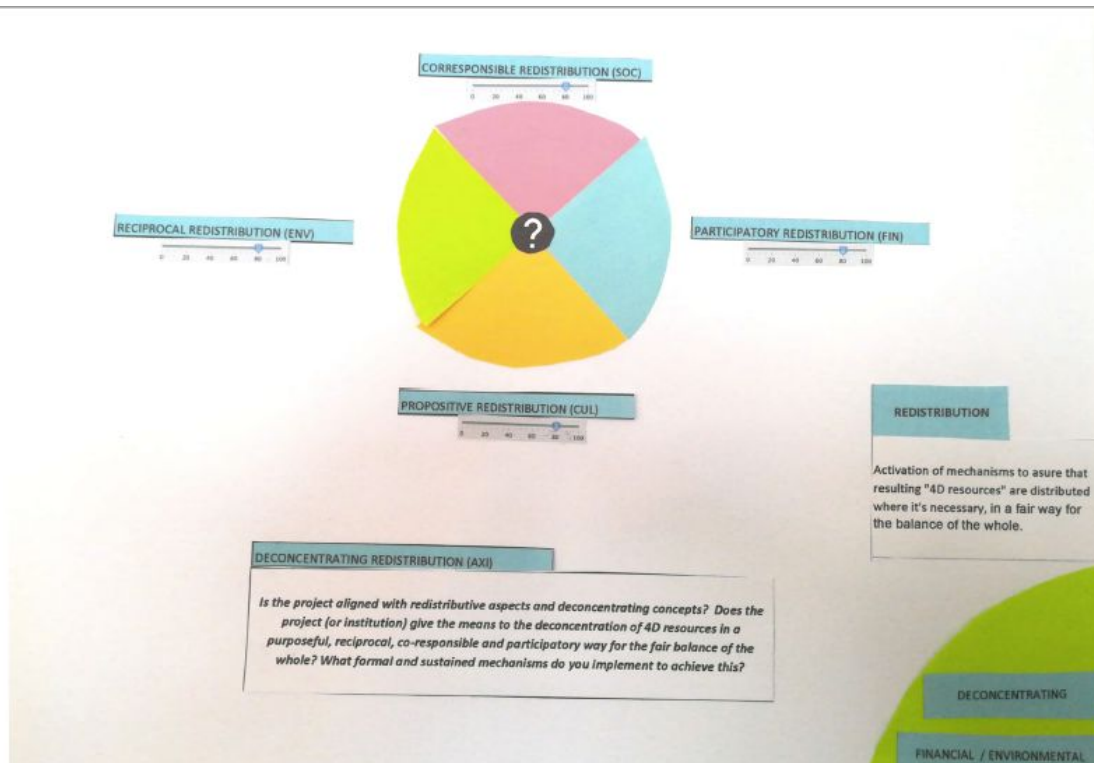
**On Completed Status:** will show the final perception average.

### Question box:

**On Evaluating status:** Pop-up form for answering the question (up to 3000 characters)

**On Analysing Status:** Pop-up window with all answers so far (for evaluators only). If the user is also Analyst, a form on the top with the Analysis text to be written and changed simultaneously by all analysts.

**On Completed Status:** Pop-up window with the final analysis text followed by all answers.



## REDISTRIBUTION QUESTION PAGE:

**Help button:** pop up with two options: Video-explanation of the dimension, written explanation of the dimension

### 4 dimensions perception levels:

**On Evaluating status:** can be changed anytime by the user

**On Analysing Status:** will show the current perception average

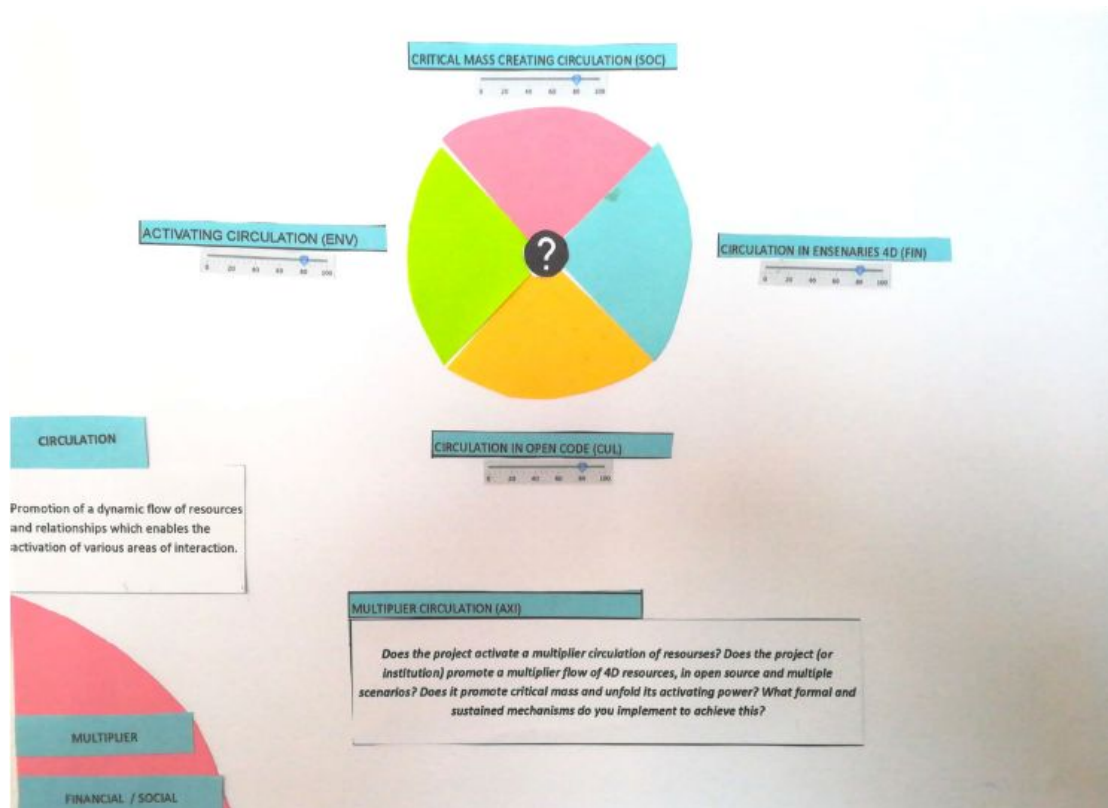
**On Completed Status:** will show the final perception average.

### Question box:

**On Evaluating status:** Pop-up form for answering the question (up to 3000 characters)

**On Analysing Status:** Pop-up window with all answers so far (for evaluators only). If the user is also Analyst, a form on the top with the Analysis text to be written and changed simultaneously by all analysts.

**On Completed Status:** Pop-up window with the final analysis text followed by all answers.



## CIRCULATION QUESTION PAGE:

**Help button:** pop up with two options: Video-explanation of the dimension, written explanation of the dimension

### 4 dimensions perception levels:

**On Evaluating status:** can be changed anytime by the user

**On Analysing Status:** will show the current perception average

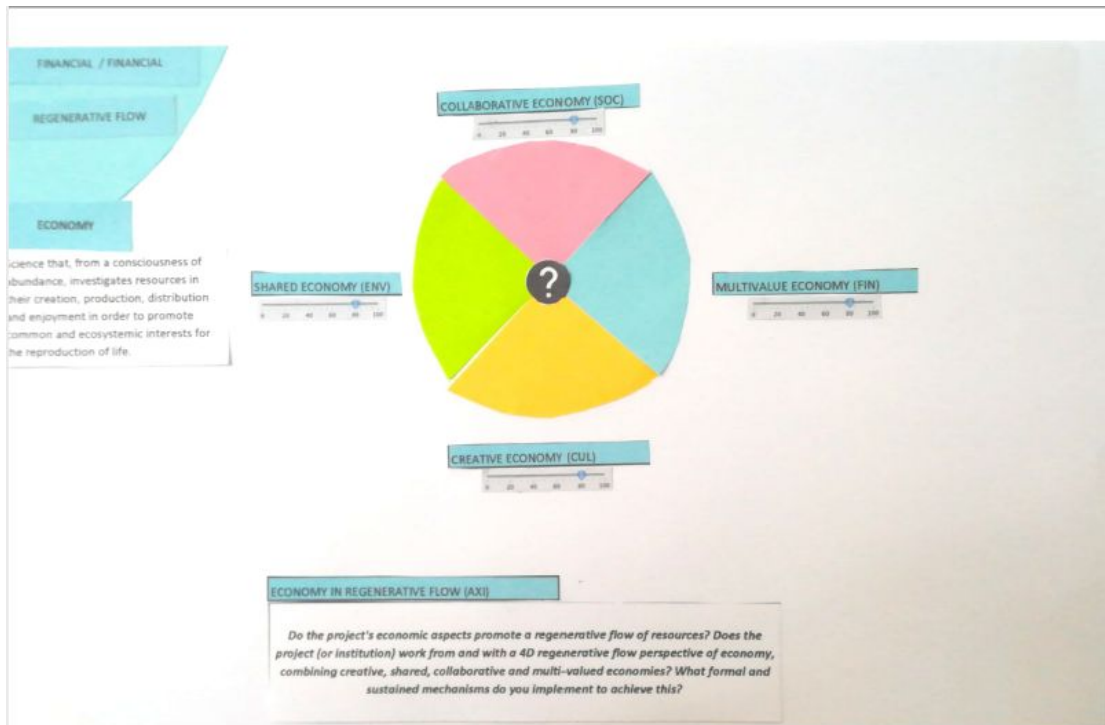
**On Completed Status:** will show the final perception average.

### Question box:

**On Evaluating status:** Pop-up form for answering the question (up to 3000 characters)

**On Analysing Status:** Pop-up window with all answers so far (for evaluators only). If the user is also Analyst, a form on the top with the Analysis text to be written and changed simultaneously by all analysts.

**On Completed Status:** Pop-up window with the final analysis text followed by all answers.



## ECONOMY QUESTION PAGE:

**Help button:** pop up with two options: Video-explanation of the dimension, written explanation of the dimension

### 4 dimensions perception levels:

**On Evaluating status:** can be changed anytime by the user

**On Analysing Status:** will show the current perception average

**On Completed Status:** will show the final perception average.

### Question box:

**On Evaluating status:** Pop-up form for answering the question (up to 3000 characters)

**On Analysing Status:** Pop-up window with all answers so far (for evaluators only). If the user is also Analyst, a form on the top with the Analysis text to be written and changed simultaneously by all analysts.

**On Completed Status:** Pop-up window with the final analysis text followed by all answers.